

07/2018

BEWEGUNGEN/MOUVEMENTS		07/2018	07/2017	Diff	%
1- Gewerblicher Verkehr / Trafic commercial		7598	7151	447	6,3%
2- Allgem. Verkehr und anderer nicht gew. Verkehr/ Aviation générale et autre trafic non comm.		1806	1859	-53	-2,9%
<b>TOTAL BEWEGUNGEN/MOUVEMENTS</b>		<b>9404</b>	<b>9010</b>	<b>394</b>	<b>4,4%</b>

Kumul./ 2018	Cumul 2017	Diff	%
44657	43344	1313	3,0%
10814	12967	-2153	-16,6%
<b>55471</b>	<b>56311</b>	<b>-840</b>	<b>-1,5%</b>

PASSAGIERE/PASSAGERS		07/2018	07/2017	Diff	%
1- Gewerblicher Verkehr / Trafic commercial	Pax	879161	820530	58631	7,1%
2- Allgem. Verkehr und anderer nicht gew. Verkehr/ Aviation générale et autre trafic non comm.	Pax	288	306	-18	-5,9%
<b>TOTAL PASSAGIERE/PASSAGERS</b>		<b>879449</b>	<b>820836</b>	<b>58613</b>	<b>7,1%</b>

Kumul. / 2018	Cumul 2017	Diff	%
4725562	4422851	302711	6,8%
2682	2862	-180	-6,3%
<b>4728244</b>	<b>4425713</b>	<b>302531</b>	<b>6,8%</b>

LUFTFRACHT - POST/FRET AVIONNE - POSTE		07/2018	07/2017	Diff	%
	Express	3963	3994	-31	-0,8%
	Fracht/Cargo	1280	1478	-199	-13,4%
<b>TOTAL</b>		<b>5242</b>	<b>5472</b>	<b>-230</b>	<b>-4,2%</b>

Kumul. / 2018	Cumul 2017	Diff	%
27249	26636	613	2,3%
9067	9917	-850	-8,6%
<b>36316</b>	<b>36553</b>	<b>-237</b>	<b>-0,6%</b>

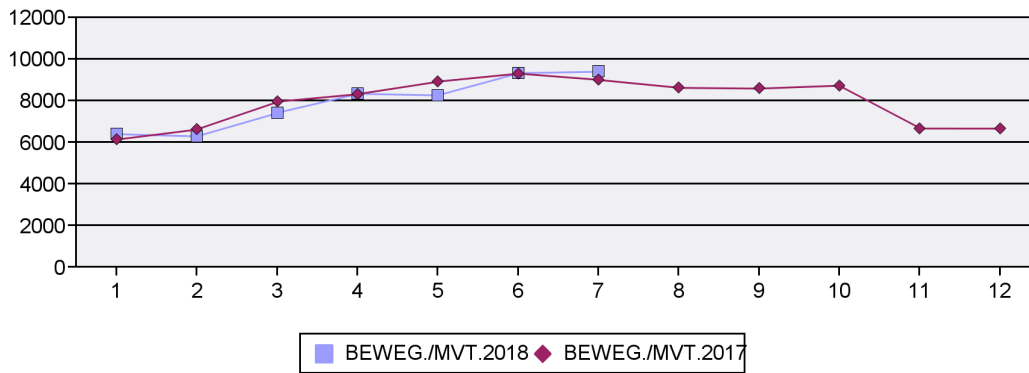
LKW FRACHT/FRET CAMIONNE		07/2018	07/2017	Diff	%
<b>TOTAL LKW FRACHT/FRET CAMIONNE</b>		<b>4115</b>	<b>4201</b>	<b>-86</b>	<b>-2,0%</b>

Kumul./ 2018	Cumul 2017	Diff	%
27024	27811	-787	-2,8%

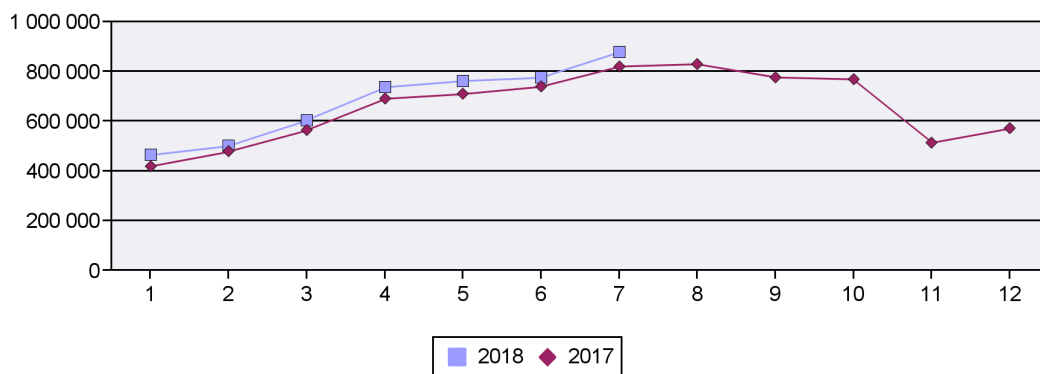
TOTAL FRACHT/FRET		07/2018	07/2017	Diff	%
<b>TOTAL FRACHT/FRET</b>		<b>9357</b>	<b>9673</b>	<b>-316</b>	<b>-3,3%</b>

Kumul. / 2018	Cumul 2017	Diff	%
63 340	64 364	-1 024	-1,6%

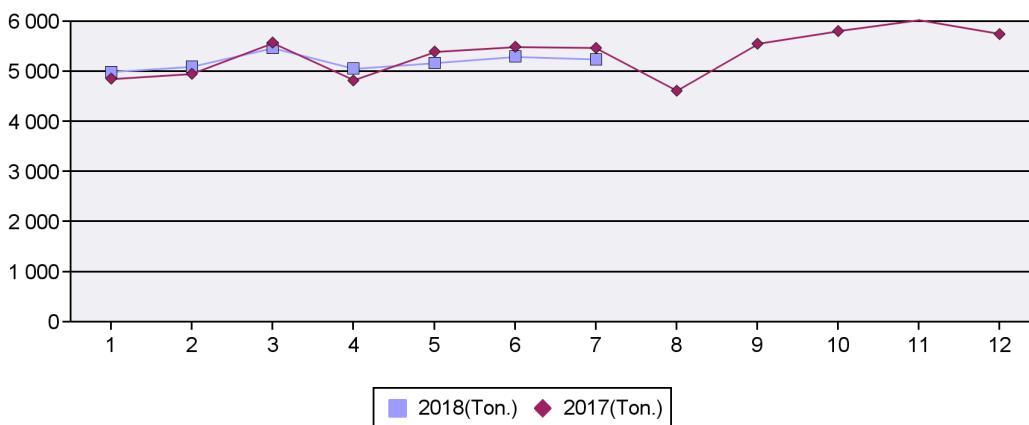
Bewegungen/Mouvements-Total



Passagiere/Passagers-Total



Luftfracht/Fret avionné-Total



LKW Fracht/Fret camionné-Total

